
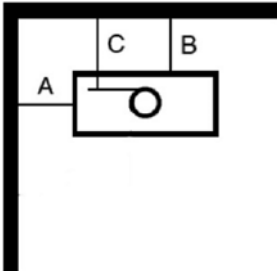
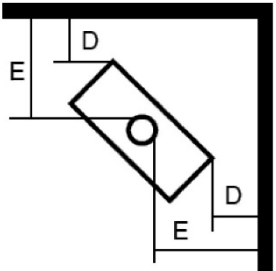



<p>Tested by:</p> <p>Intertek Middleton WI</p> 	<p>Model: Stromboli Listed Solid Fuel Room Heater</p> <p>Model: Lascar Listed Solid Fuel Room Heater</p>												
<p>Tested to: UL 1482, ULC S627</p>	<p>Serial #: _____</p> <p>Date manufactured (MM/YY): _____</p>												
<p>PREVENT HOUSE FIRES - Install and Use Only in Accordance with the Owner's Manual Provided with this Appliance. Contact Local Building or Fire Officials about Restrictions and Installation Inspections in your Area.</p>													
<p>INSTALLATION REQUIREMENTS - Do Not Connect this Unit to a Chimney Flue Serving another Appliance. Use a residential type masonry or listed type HT factory-built chimney. Use 24 MSG black chimney connector or listed double wall chimney connector. Refer to local codes and the chimney manufacturer's instructions for precautions required for passing a chimney through a combustible wall or ceiling. Place on non-combustible floor protection with a minimum R value of 1.0 which extends 18 Inches (450 mm) to the front and 8 inches (200 mm) to each side of the fuel opening. Do not obstruct the space beneath the heater. Adhere to the following minimum clearances to combustibles when using a single wall chimney connector. See owner's manual for additional clearance information.</p>													
 <p>Back Wall Layout</p>  <p>Corner Layout</p>	<table border="1"> <thead> <tr> <th data-bbox="791 786 1098 869">US</th> <th data-bbox="1098 786 1406 869">Canada</th> </tr> </thead> <tbody> <tr> <td data-bbox="791 869 1098 904">A = 10" (255 mm)</td> <td data-bbox="1098 869 1406 904">A = 21" (535 mm)</td> </tr> <tr> <td data-bbox="791 904 1098 940">B = 12" (305 mm)</td> <td data-bbox="1098 904 1406 940">B = 21" (535 mm)</td> </tr> <tr> <td data-bbox="791 940 1098 976">C = 18" (460 mm)</td> <td data-bbox="1098 940 1406 976">C = 27" (685 mm)</td> </tr> <tr> <td data-bbox="791 976 1098 1012">D = 11" (280 mm)</td> <td data-bbox="1098 976 1406 1012">D = 20" (510 mm)</td> </tr> <tr> <td data-bbox="791 1012 1098 1048">E = 18" (460 mm)</td> <td data-bbox="1098 1012 1406 1048">E = 27" (685 mm)</td> </tr> </tbody> </table>	US	Canada	A = 10" (255 mm)	A = 21" (535 mm)	B = 12" (305 mm)	B = 21" (535 mm)	C = 18" (460 mm)	C = 27" (685 mm)	D = 11" (280 mm)	D = 20" (510 mm)	E = 18" (460 mm)	E = 27" (685 mm)
US	Canada												
A = 10" (255 mm)	A = 21" (535 mm)												
B = 12" (305 mm)	B = 21" (535 mm)												
C = 18" (460 mm)	C = 27" (685 mm)												
D = 11" (280 mm)	D = 20" (510 mm)												
E = 18" (460 mm)	E = 27" (685 mm)												
<p>OPERATION REQUIREMENTS - For Use with Solid Wood Fuel Only. Do Not Overfire, If Heater or Chimney Connector Glows You Are Overfiring. Inspect and Clean Chimney Frequently, Under Certain Conditions of Use Creosote Buildup May Occur Rapidly. Do Not Use Grate or Elevate Fire, Burn Wood Fire Directly on Hearth. Risk of Smoke and Flame Spillage, Operate Only with Door Fully Open or Fully Closed. Replace glass only with glass supplied by the stove manufacturer or distributor.</p>													
<p> CAUTION – HOT WHILE IN OPERATION. DO NOT TOUCH. KEEP CHILDREN, CLOTHING, AND FURNITURE AWAY. CONTACT MAY CAUSE SKIN BURNS.</p>													
<p>Manufactured by:</p> <p>ROMOTOP spol. s r.o. Komenského 325 742 01 Suchdol nad Odrou Czech Republic</p>	